



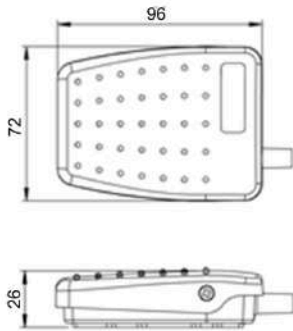
- ▶ Fitted with 4x 6226-BABB-ZZZA-0011 footswitch
- ▶ Fitted with 4x 6241-BBAB-BAZZ-003 puckswitch
- ▶ Grey footswitch and puckswitch with moulded grey modular base system
- ▶ Complete with 2m of cable and Heyco gland
- ▶ Wired normally open

Specifications	
Standards/approvals	Footswitch & Puckswitch: UL file reference E353500 ANSI/AAI E560601-1, A1:2012, C1:2009/(R) 2012 and A2:2010 (R) 2012 CSA CAN/CSA-C22.2 No 60601-1-14 IEC 60601-1 Ed 3.1 (2012) EN 60601-1:2006 & A1:2013 & A12:2014 BS EN 62368-1:2014 & A11:2017
Degree of protection	EN 60529 IPX7 (IPX8 upon request)
Connection method	2m of 10-core cable and Heyco gland
Electrical rating	Footswitch - 1.75A 24V AC/DC Puckswitch - 50 mA 24 VDC (operating force <10N)
Contact configuration	Normally Open contacts
Operating temperature range	+10°C to +50°C
Storage temperature range	+10°C to +50°C
Body material	Thermoplastic
Weight	2.3 kg (including cable)
Additional information	Footswitch - Customized versions available (logos, cordsets, colours, guards) Base - Lift bars, guards and cable exit options as well as handles, dividers and steel base plate.

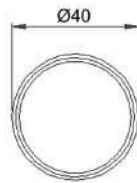


Dimensions

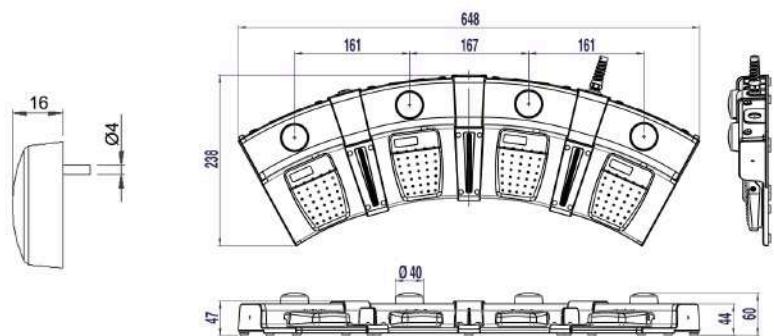
Footswitch



Puckswitch



Modular base



Accessories



- ▶ Bluetooth® switching versions available
- ▶ Lift bars, guards and cable exit options can be specified
- ▶ Handles, dividers and steel base plate options