

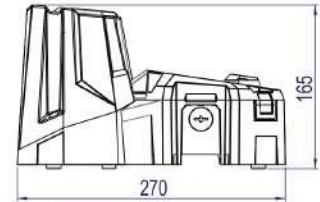
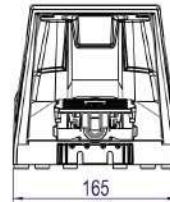
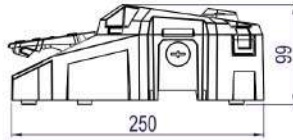
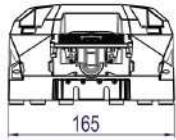


- ▶ **Sturdy & durable industrial footswitch**
- ▶ **Unique functional design aesthetic**
- ▶ **Optional guard accommodates safety shoe use**
- ▶ **Infinite multiplication of footswitches due to original modular design**
- ▶ **Adaptable range of accessories**

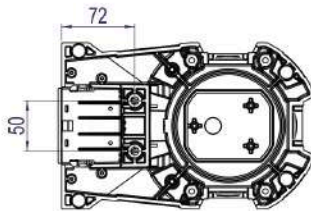
Specifications	
Degree of protection	Sealing kit is available - not IP rated due to mechanical design. (IP rating only applicable for electrical products).
Connection Configuration	See ordering & options
Pressure range	2.5 to 8 bar
Flow rate at 6 bar (87 PSI / 600 kPa)	22 CFM (645 NI/min)
Air condition	Filtered to 40 microns - lubricated or dry
Orifice size	6 mm
Operating temperature range	-20° C to +60° C
Body material	Thermoplastic, Injection moulded ABS (High Impact), self extinguishing UL 94-V0 Die cast aluminium
Cover material	Thermoplastic (ABS), self extinguishing UL 94-V0
Guard stability	Drop weight: 20 kg at 1 m
Weight (approx.)	Minimum 1.3 kg to maximum 2.9 Kg per single unit - depending upon configuration
Additional information	Through hole consideration on the base for securing to the floor 3 x M20 x 1.5 conduit entry, Ø cable diameter 6-13mm



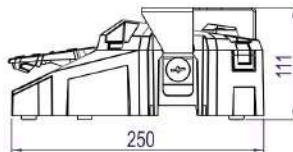
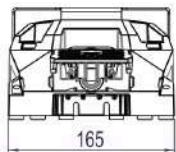
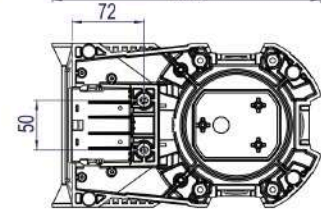
Dimensions



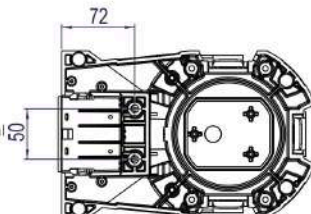
Unguarded



Plastic foot pedal guard

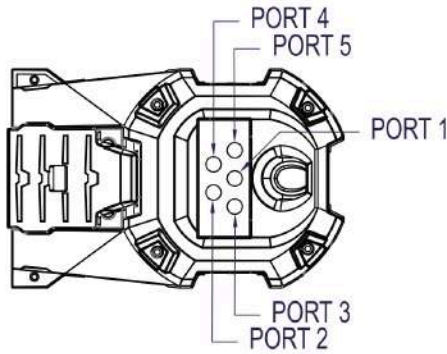


No guard - shown with metal pneumatic fitting guard





Schematic



Connection data

Valve connected (customer to fit)	
<ul style="list-style-type: none"> The air supply should be connected to port 1 Port 2 and 4 are outlet or cylinder ports Ports 3 and 5 are exhaust ports and should be left open to atmosphere or fitted with silencers. See note below Polyurethane pipe preferred Blanking plug supplied in kit to convert to a 3:2 function 	
<p>* Note: We recommend that the exhaust ports of the valve are fitted with silencers. These will reduce the noise of the exhausting air and prevent dirt entering the valve.</p>	

Accessories

	Part Number	Description
	6050-5500-0161	LCHD 6256 Pneumatic fitting kit Ø6 mm (3 x 1/4 BSPP 90° fitting, 2 x silencers, 1 x blanking plug)
	6050-5500-0164	LCHD 6256 Pneumatic fitting kit Ø8 mm (3 x 1/4 BSPP 90° fitting, 2 x silencers, 1 x blanking plug)
	6050-5500-0163	LCHD Metal pneumatic valve guard



Ordering information

(Please use the characters in the chart below to create your product code)

Sample Code	6256	-	A	G	M	Z	-	Z	Z	Z	Z
Footswitch safety											
A	Unguarded (UL)										
B	Guarded (UL)										
Switch Type											
G	Pneumatic										
Switching operation											
M	Pneumatic Valve										
Cable operation											
Z	no cable (* cable kits under accessories)										
Release											
Z	No manual release or DA Button										
Pedal											
Z	No option - standard pedal										
Cover											
D	Pneumatic valve guard										
Z	No valve guard										
Bluetooth											
Z	No Bluetooth										

If you require a customized solution for your program contact our sales team.