



Specifications	
Standards/Approvals	CE, UL 60947-1 & 60947-5-1, CSA C22.2 60947-1 & 60947-5-1, UL file number E501802*
Degree of protection	EN 60529 IPX2, optional IP67 with corresponding seal kit (under accessories)
Connection method	Internal terminal block / cable with free wire ends. As standard, cable exit is from the rear
Electrical Rating	See ordering & options
Contact Configuration	See ordering & options
Operating temperature range	-20° C to +60° C (with UL certification)
Body material	Injection moulded ABS (High Impact)
Guard stability	Drop weight: 20 kg at 1 m
Weight	Product specific
Life expectancy	Mechanical: 2 Mio cycles Electrical: 10 Mio cycles
Additional information	Through hole consideration on the base for securing to the floor 4 x M20 x 1.5 conduit entry

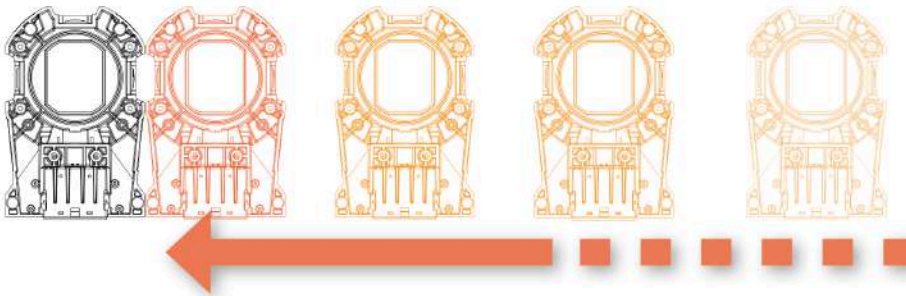
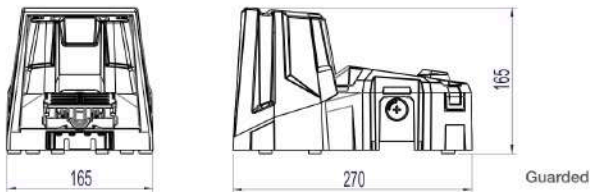
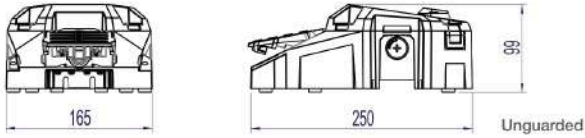
* depending on configuration & accessories chosen, footswitch might not have UL certification

Switch specifications & ordering

Please refer to the 6256 Heavy Duty Footswitch datasheet for switching specifications.



Dimensions



Infinite multiplication of footswitches due to original modular design.

(Footswitches can be connected via the 6050-5500-0156 Multipedal base link kit - see accessories)



Ordering information

(Please use the characters in the chart below to create your product code)

Sample Code 6256 - A A A Z - Z Z Z Z

Footswitch safety

- A Unguarded (UL)

- B Guarded (UL)

Electrical

- A Slow break & make; AC-15 6A 250V / DC-12 6A 24V (UL)

- B Slow break & make; AC-15 6A 250V / DC-12 6A 24V (UL)

- C 5k Ohm potentiometer + snap action microswitches (must use switching option "G")

- D 10k Ohm potentiometer + snap action microswitches (must use switching option "G")

- F High Power rating (25A / 8A inductive - 125/250V AC 1HP 125/250V AC) (must use switching option "H")

Switching operation

- A 1 NO + 1 NC (UL)

- B 2 NO + 2 NC

- C 2 NO + 2 NC - staggered

- D 2x (1 NO + 1 NC)

- E 4x (1 NO + 1 NC)

- F 4x (1 NO + 1 NC)- staggered

- G Potentiometer - Double pole change over contacts (must use "Electrical option C/D")

- H Double pole change over contacts, 2 switches, high power (must use "Electrical option F")

Cable options

- Z No cable (*cable kits under accessories (UL))

If you require a customized solution for your program contact our sales team.



Ordering information

(Please use the characters in the chart below to create your product code)

Sample Code 6256 - A A A Z - Z Z Z Z

Release	
Z	No manual release or DA button (UL)
A	Manual release
B	DA button (~200N)
C	Manual release and DA button (~200N)
Pedal	
Z	No Option - standard pedal (UL)
A	Pedal lock
Cover	
Z	Standard Cover (UL)
A	Pole with ball handle (recommended to use with base plate if stand alone - see accessories)
B	Emergency stop on cover
C	Pole with emergency stop (recommended to use with base plate if stand alone - see accessories)
Bluetooth	
Z	No Bluetooth (UL)
A	Bluetooth BLE2

If you require a customized solution for your program contact our sales team.