



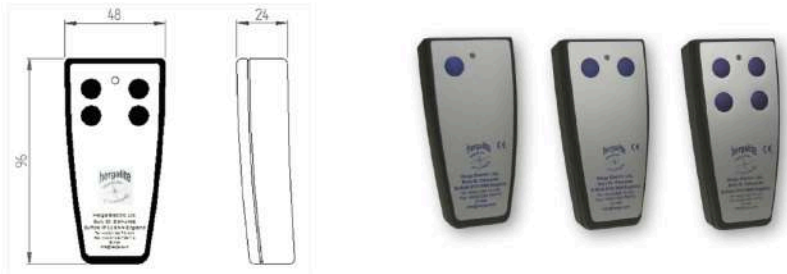
- ▶ Choice of 1,2,4 & 8 channels
- ▶ Coded signals for system security
- ▶ Interference free in comparison with RF systems
- ▶ Line of sight operation
- ▶ Compact plastic and heavy duty versions
- ▶ Use with 6311 controls and 6312 receivers

Where systems are to be used in close proximity, each system can be factory set to a unique code so that one transmitter will not operate another control. This facility can also be used for low level security purposes. There are up to 256 separate codes that may be used. The control must be set to the same code as the transmitter for

Specifications	
Standards/approvals	Low voltage 2014/35/EU and EMC 2004/108/EC directives
Degree of protection	EN60529 IP54 (compact) & IP65 (heavy duty)
Connection method	Infrared
Electrical rating	n/a
Contact configuration	Normally open
Pressure range	n/a
Operating temperature range	-5°C to +40°C
Body material	Thermoplastic or die cast aluminium
Weight	0.07Kg (compact) 0.25Kg & 0.3Kg (heavy duty)
Additional information	3 V DC (2 x AAA batteries) power supply, up to 20 metres range

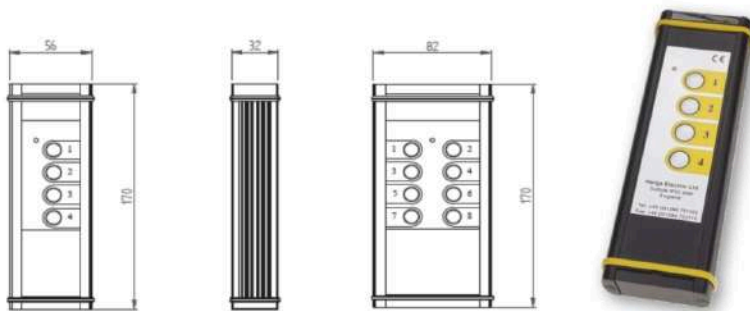


Dimension for the 6310 Compact Plastic Transmitter



Part Number	Channel
6310-1114-1600	1 Channel
6310-1124-1600	2 Channel
6310-1144-1600	4 Channel

Dimension for the 6310 Heavy Duty Transmitter



Part Number	Channel
6310-7141-1600	4 Channel
6310-7181-1600	8 Channel

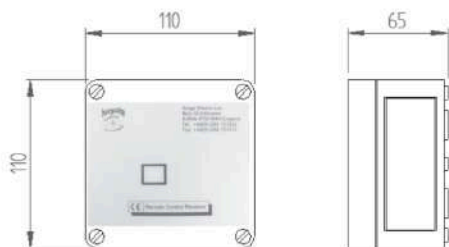


Infrared Remote Controls And Receivers

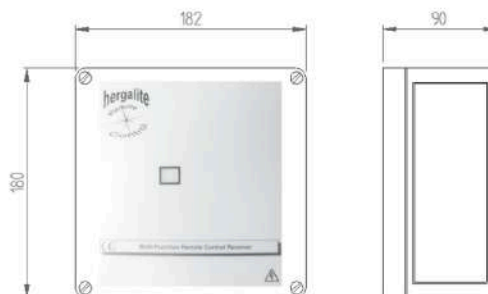
- ▶ IP66 rating
- ▶ Operating angle with integral receiver $\pm 45^\circ$ of transmitter centre line
- ▶ Infrared receivers simplifies installation of the control and increases area of transmitter operation
- ▶ Multiple remote receivers can be connected together
- ▶ Various cable lengths and terminations

Dimensions for 6311 Infrared Remote Controls

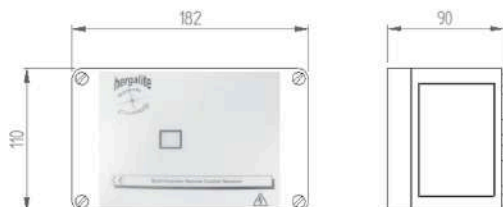
1 & 2 Channel Control Dimensions



8 Channel Control Dimensions



4 Channel Control Dimensions



Weight:

- 1 & 2 Channel = 250g
- 4 Channel = 630g
- 8 Channel = 870g



Part Number	Description
6311-1115-1500	1 channel control with integral receiver, supply 12V DC/9V AC
6311-1115-1510	1 channel control with terminals for remote receiver connection, supply 12V DC/9V AC
6311-1116-1500	1 channel control with integral receiver, supply 24V DC/18V AC
6311-1116-1510	1 channel control with terminals for remote receiver connection, supply 24V DC/18V AC
6311-1125-1500	2 channel control with integral receiver, supply 12V DC/9V ac
6311-1125-1510	2 channel control with terminals for remote receiver connection, supply 12V DC/9V AC
6311-1126-1500	2 channel control with integral receiver, supply 24V DC/18V AC
6311-1126-1510	2 channel control with terminals for remote receiver connection, supply 24V DC/18V AC
6311-1143-3500	4 channel control with Integral receiver and remote receiver connection, supply options 12-24V DC or 110-220V AC
6311-1183-3500	8 channel control with Integral receiver and remote receiver connection, supply options 12-24V DC or 110-220V AC



Order information for 6312 Infrared Remote Receiver



Example Code 6312 - 012 - 3 - 0

Cable length	
1	1 Metre
3	5 Metre
5	10 Metre

Cable termination	
0	Free Wire End
3	3 Way 0,1" Connector

If you require a customized solution for your program contact our sales team.